

WALL TILE SOLUTIONS




CHELSEA

WALL TILE SOLUTIONS

Our Nolita collection with its uneven edges manufactured on a hand-crafted biscuit this gloss glazed range is available in 2 sizes.

Both the 6.5x20 and 13.2x13.2cm (* special order) come in a choice of 10 varied colours. Nolita is only suitable for wall surfaces internally and the range is Stain, UV, Fade, and Moisture resistant and features a high degree of resistance to acid and alkali.

capitol tiles designer studio



Wall Tile Solutions

10

Colours

1

Sizes

1

Finishes

Nolita

capitol tiles designer studio




* 764



* 765



* 766



* 767




* 768




* 769



* 770



* 771



* 772



* 773

10 x 10 samples are available on request. Actual tile colours may vary from those shown above.

Size (cm)	Thickness (mm)	Finish	Slip rating	Special pieces
6.5 x 20	8.0	Gloss	n/a	